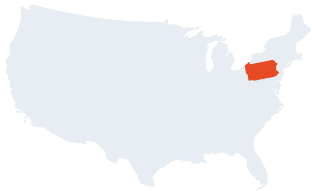


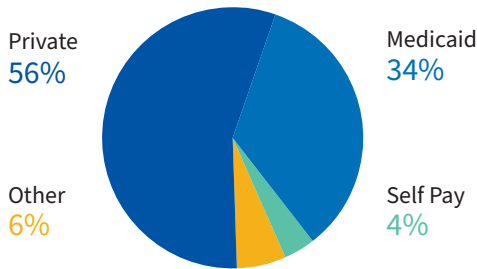
Maternal Health Statistics and Policies

PENNSYLVANIA FACT SHEET

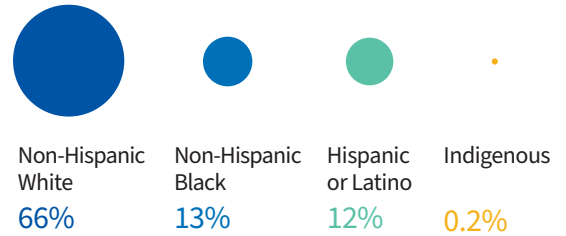


143,230
births¹ each year

Births by insurance type¹



Births by race-ethnicity¹



Maternal mortality

Maternal mortality ratio 2019

29
per 100,000 births²

Black people in Pennsylvania are **2.5x more likely** to die from pregnancy-related causes compared to white people³

■ White people ■ Black people



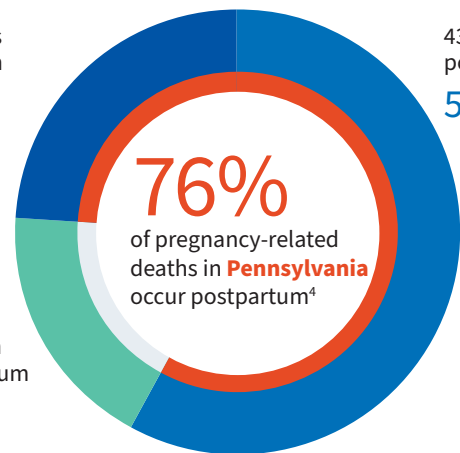
1 to 42 days postpartum

18%

43+ days postpartum

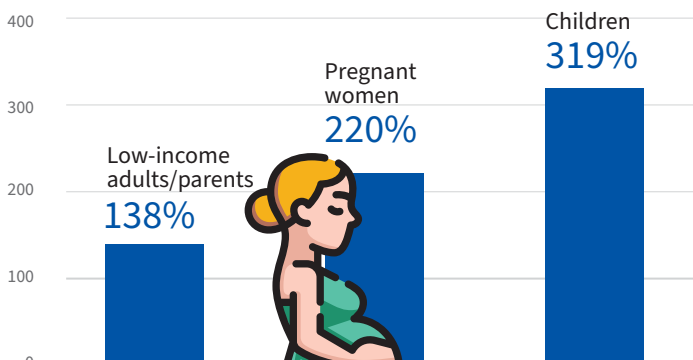
58%

Antepartum or intrapartum
24%



Pennsylvania Medicaid income eligibility thresholds⁵

% of Federal Poverty Level



Key Medicaid policies and other initiatives adopted by Pennsylvania to promote maternal-child health

ACA Medicaid expansion⁵

Adopted

Medicaid unborn child option⁶

Not adopted

State maternal mortality review committee⁷

Active

State perinatal quality collaborative⁸

Active

10.5%

Postpartum uninsurance rate for Medicaid births⁹