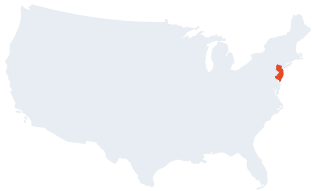


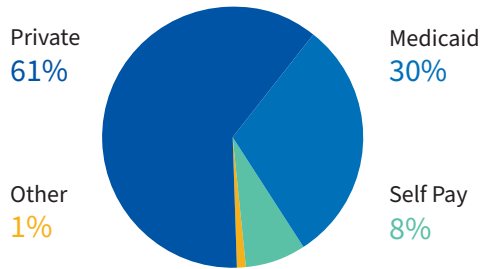
Maternal Health Statistics and Policies

NEW JERSEY FACT SHEET

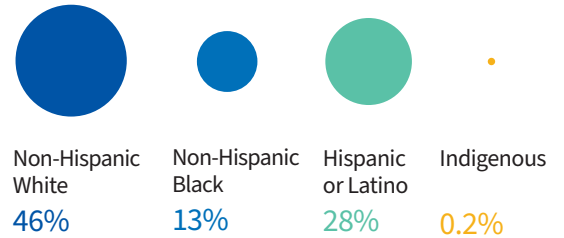


99,585
births¹ each year

Births by insurance type¹



Births by race-ethnicity¹



Maternal mortality

Maternal mortality ratio 2019

36
per 100,000 births²

Black people in New Jersey are **3.6x more likely** to die from pregnancy-related causes compared to white people³

■ White people ■ Black people



1 to 42 days postpartum

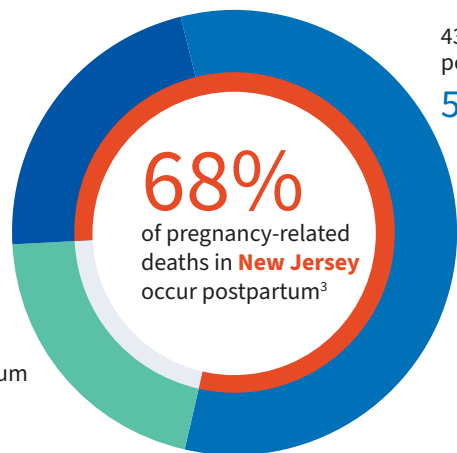
18%

43+ days postpartum

50%

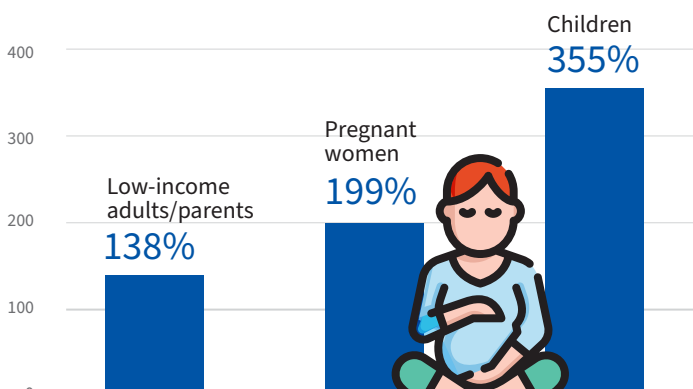
Antepartum or intrapartum

19%



New Jersey Medicaid income eligibility thresholds⁴

% of Federal Poverty Level



Key Medicaid policies and other initiatives adopted by New Jersey to promote maternal-child health

ACA Medicaid expansion⁴

Adopted

Medicaid unborn child option⁵

Not adopted

State maternal mortality review committee⁶

Active

State perinatal quality collaborative⁷

Active

21.9%

Postpartum uninsurance rate for Medicaid births⁸