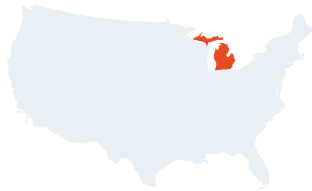


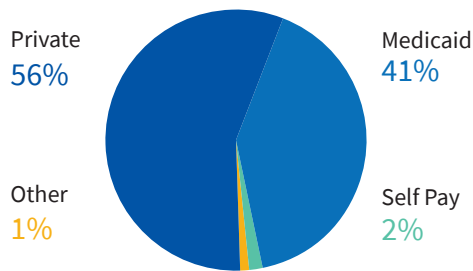
Maternal Health Statistics and Policies

MICHIGAN FACT SHEET

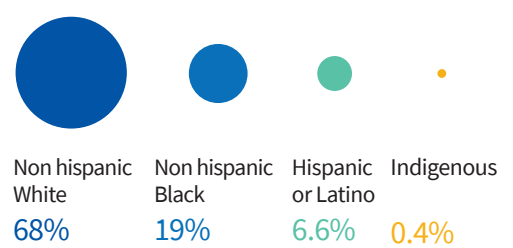


107,886
births¹ each year

Births by insurance type¹



Births by race-ethnicity¹



Maternal mortality

Maternal mortality ratio 2019

32
per 100,000 births²



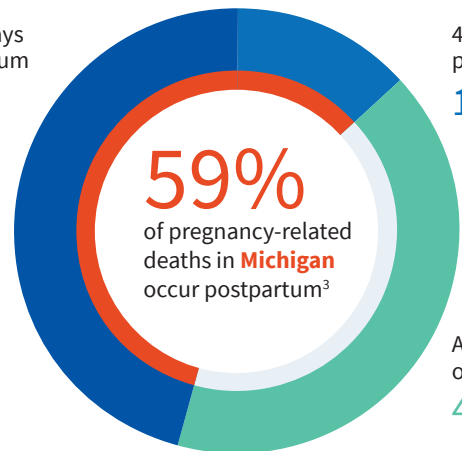
Black people in Michigan are **2.4x more likely** to die from pregnancy-related causes compared to white people³

■ White people ■ Black people

8.9
per 100,000 births

21.3
per 100,000 births

1 to 42 days post partum
46%



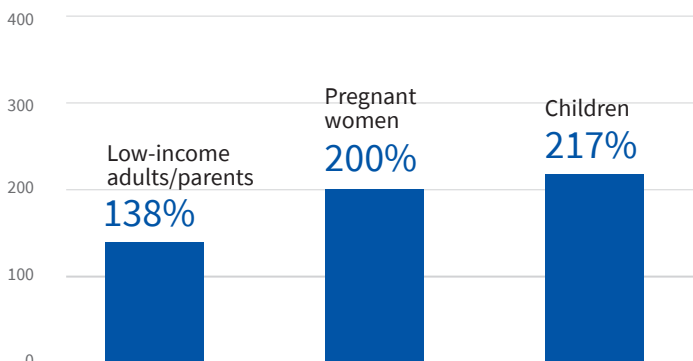
43+ days post partum
13%

Antepartum or intrapartum
41%

State Medicaid and maternal health policy

Medicaid income eligibility thresholds

% of Federal Poverty Level



ACA Medicaid expansion⁴

Adopted

Medicaid unborn child option⁵

Adopted

State maternal mortality review committee⁶

Active

State perinatal quality collaborative⁷

Active

7.8%

Postpartum uninsurance rate for Medicaid births⁸