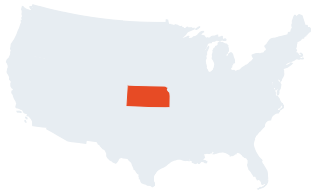


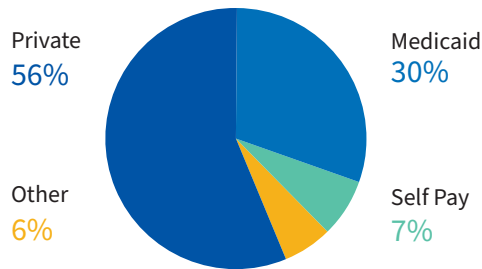
# Maternal Health Statistics and Policies

## KANSAS FACT SHEET

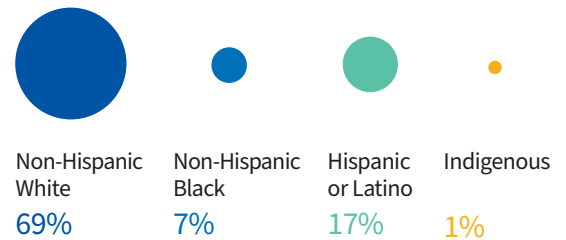


**37,395**  
births<sup>1</sup> each year

### Births by insurance type<sup>1</sup>



### Births by race-ethnicity<sup>1</sup>



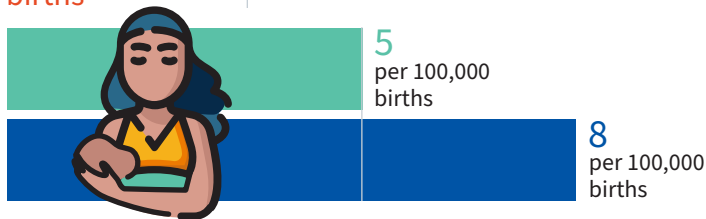
## Maternal mortality

### Maternal mortality ratio 2019

**37**  
per 100,000 births<sup>2</sup>

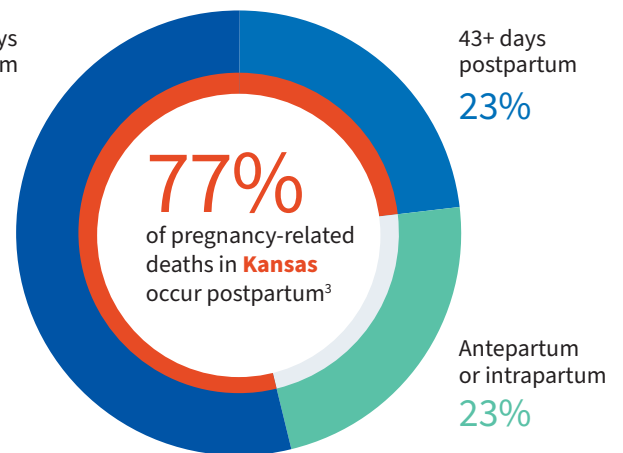
Racial-ethnic minorities people in Kansas are **1.6x more likely** to die from pregnancy-related causes compared to white people<sup>3</sup>

■ White people ■ Racial-ethnic minorities



1 to 42 days postpartum  
**54%**

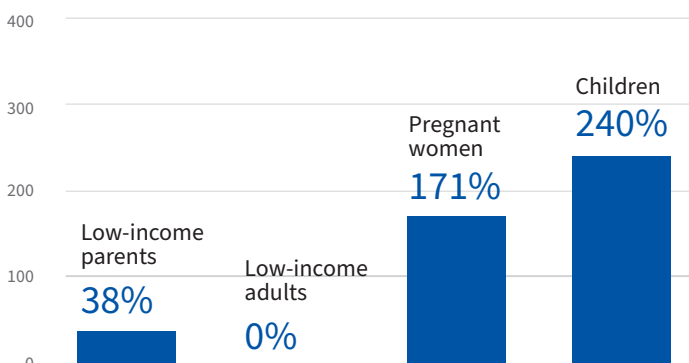
43+ days postpartum  
**23%**



Antepartum or intrapartum  
**23%**

### Kansas Medicaid income eligibility thresholds

% of Federal Poverty Level



### Key Medicaid policies and other initiatives adopted by Kansas to promote maternal-child health

ACA Medicaid expansion<sup>4</sup>

Medicaid unborn child option<sup>5</sup>

State maternal mortality review committee<sup>6</sup>

**Not adopted**

**Not adopted**

**Active**

State perinatal quality collaborative<sup>7</sup>

**Active**

**25.8%**

Postpartum uninsurance rate for Medicaid births<sup>8</sup>

**References:** 1 CDC 2019 2 CDC 2019 3 Kansas Maternal Mortality Review Committee 2016-18 4 KFF 2021 5 KFF 2021 6 Guttmacher 2021 7 CDC 2021 8 Daw 2021. This work is undertaken as part of the Columbia World Project Leveraging Policy to Improve Maternal Health in the Fourth Trimester/Columbia University.