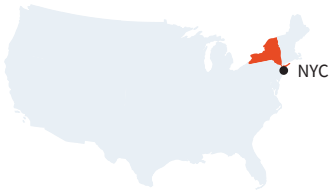


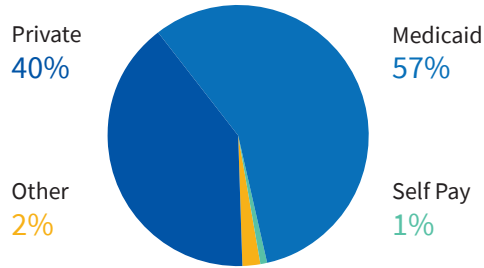
# Maternal Health Statistics and Policies

## NYC FACT SHEET

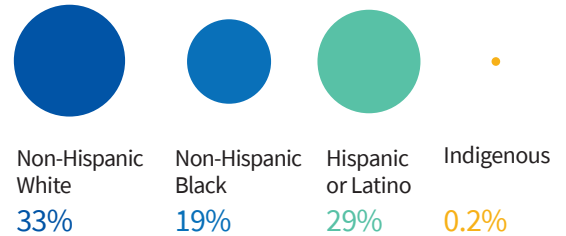


**105,403**  
births<sup>1</sup> each year

### Births by insurance type<sup>1</sup>



### Births by race-ethnicity<sup>1</sup>



## Maternal mortality

### Maternal mortality ratio 2019

**42**  
per 100,000 births<sup>2</sup>



Black people in NYC are **3.6x more likely** to die from pregnancy-related causes compared to Hispanic people and **7.7x more likely** compared to white people<sup>3</sup>

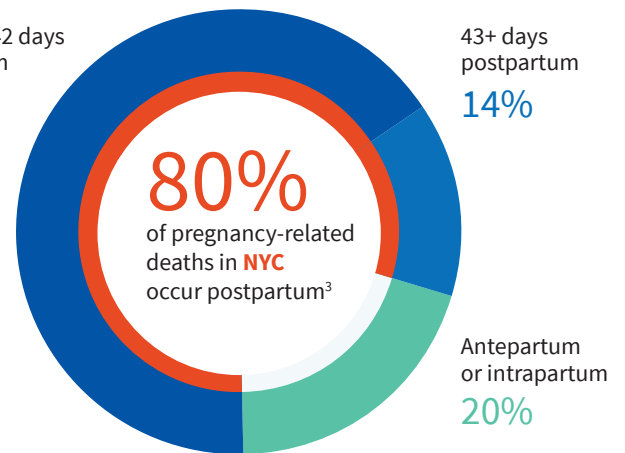
■ White people ■ Hispanic ■ Black people

Less than 42 days postpartum

**66%**

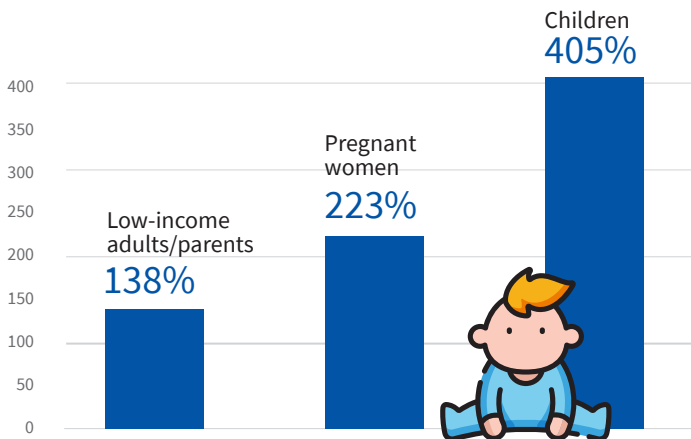
43+ days postpartum

**14%**



### NY state Medicaid income eligibility thresholds<sup>4</sup>

% of Federal Poverty Level



### Key Medicaid policies and other initiatives adopted by NY state to promote maternal-child health

ACA Medicaid expansion<sup>4</sup>

**Adopted**

Medicaid unborn child option<sup>5</sup>

**Not adopted**

State maternal mortality review committee<sup>6</sup>

**Active**

State perinatal quality collaborative<sup>7</sup>

**Active**

**10.5%**

Postpartum uninsurance rate for Medicaid births<sup>8</sup>